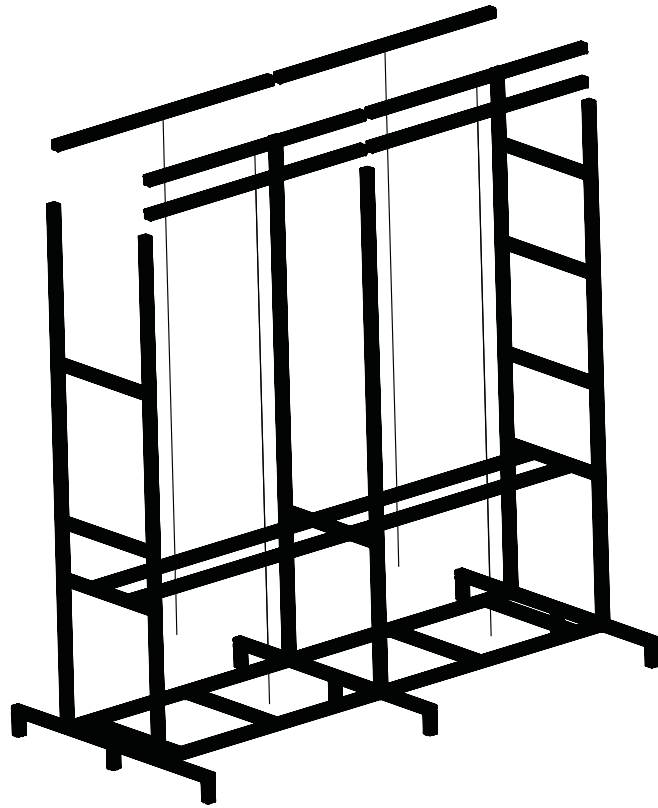
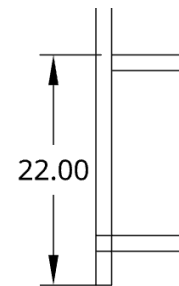


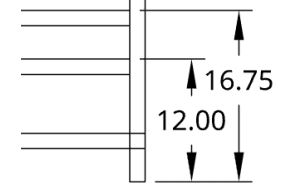

Parts List		
ITEM	QTY	PART NUMBER
5	6	1515-Lite (45-75 7040 A both ends)



Assembly Notes:
 1. Assemble Pull Box Mounting Bars to Frame Assembly using
 (2) Anchor Assemblies 45.75" bar.



Back



Front

ASSEMBLE PULL BOX MOUNTING BARS TO FRAME

DWG NO:

MD-08-T

REVISION:

A

intelitek▶▶

1600 Maintenance Cell